



# INTRODUCING CANVAS VLE AT QUEEN'S UNIVERSITY



September AY24/25

# TOPICS COVERED

1. What is Canvas
2. How to Login
3. Difference in Terminology
4. Getting started with Canvas
5. Support Resources
6. How to get HELP
7. Your Module in Canvas




# ABOUT

- What is Canvas?

# WHAT IS CANVAS?

Canvas is the Virtual Learning Environment (VLE) at Queen's which is used to support teaching and learning across the University. During your time as a student at Queen's, part of your education will be delivered online. As a digital learner, Canvas is largely at the centre of all your learning.



ModEx

**Home**

- Modules
- Announcements
- Discussions
- Collaborations
- Conferences
- Chat
- Assignments
- Quizzes
- Grades

**Module Example**

The material covered in this module has been designed to help you develop your speaking and writing skills, giving you the confidence to express topics covered in each lesson. It will also focus on your reading and listening skills allowing you to follow the main points of texts used in the work

**Module Outline: Language Assessment for TESOL (EDU7253)**

from ibrah

01:09

**Meet the Team**

Please note that guidance and feedback hours are typically between 10-3pm Monday to Friday should you have any queries related to this module.

# A GUIDED TOUR

## CANVAS ORIENTATION – A GUIDED TOUR FOR STUDENTS



View/download video transcript: [Video Transcript](#)



# ACCESS

- How do I login to Canvas?

# DESKTOP ACCESS

Login to Canvas: <https://canvas.qub.ac.uk>

Other ways to access Canvas:

- ✓ Quick Links section of Queens Online
- ✓ Canvas shortcut on all computer lab PCs
- ✓ Queen's Student website  
<https://www.qub.ac.uk/student>
- ✓ Queen's DigiHub:  
<http://go.qub.ac.uk/CanvasForStudents>



# MOBILE ACCESS

The Canvas Student app is the mobile version of Canvas that helps you stay current with your courses, in class and on the go.

You can download the Canvas Student app for free on Android and iOS devices.





# TERMINOLOGY

- What are the main differences in terminology used within Canvas?

# CANVAS TERMINOLOGY

The main difference in terminology used within Canvas is as follows:

- A **'Canvas Course'** is equivalent to a **Queen's academic module**
- A **'Canvas Module'** is equivalent to a **Queen's unit of study** e.g. week, unit, topic, theme

## Dashboard



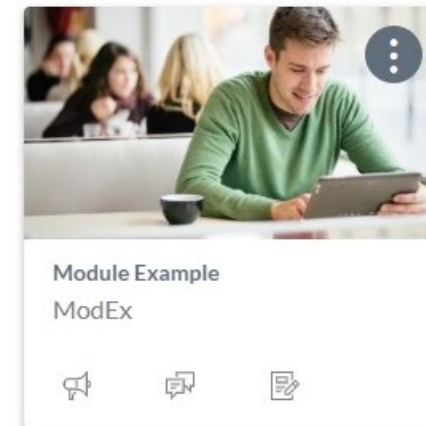
Getting Started with Canvas at Qu...  
Canvas101

Icons: Bell, Chat, Document



Groups, Collaborations & Commu...  
CED\_Workshop2

Icons: Bell, Chat, Document



Module Example  
ModEx

Icons: Bell, Chat, Document



Student Canvas Orientation  
Student Canvas Orientation


Icon: Chat

# ORIENTATION


- How do I get started with Canvas?

# DASHBOARD





## Dashboard



**To-do**


- Essay** ×  
DEVELOP: Training Module  
100 points |  
9 Aug at 23:59 |
- Canvas Training - location change** ×  
DEVELOP: Training Module  
13 Aug at 11:23 |
- Week 1 lecture slides uploaded** ×  
DEVELOP: Training Module  
13 Aug at 15:22 |

[Show all](#)


**Recent feedback**


Nothing for now

[View Grades](#)





**DEVELOP: Training Module**  
TM\_SDougherty







**Module Example**  
ModEx






**Student Canvas Orientation**  
Student Canvas Orientation






**Training Team - Demo Module**  
CED\_Demo



# COURSE CARDS

The screenshot displays a university dashboard interface. On the left is a vertical navigation menu with icons for Account, Dashboard, Courses, Groups, Calendar, Inbox, and Help. The main content area is titled "Dashboard" and features a row of four course cards, each with a red border. The cards are: "DEVELOP: Training Module" (TM\_SDougherty), "Module Example" (ModEx), "Student Canvas Orientation" (Student Canvas Orientation), and "Training Team - Demo Module" (CED\_Demo). Each card includes a header image, a title, a subtitle, and a set of three icons (megaphone, speech bubble, document). A mouse cursor is pointing at the "Student Canvas Orientation" card. To the right of the course cards is a "To-do" list with three items: "Essay" (DEVELOP: Training Module, 100 points, 9 Aug at 23:59), "Canvas Training - location change" (DEVELOP: Training Module, 13 Aug at 11:23), and "Week 1 lecture slides uploaded" (DEVELOP: Training Module, 13 Aug at 15:22). Below the to-do list is a "Recent feedback" section with the text "Nothing for now" and a "View Grades" button. The Queen's University Belfast logo is visible in the top right corner of the dashboard.

# GLOBAL NAVIGATION



Dashboard

Account

Dashboard

Courses

Groups

Calendar

Inbox

Help

DEVELOP: Training Module  
TM\_SDougherty

Module Example  
ModEx

Student Canvas Orientation  
Student Canvas Orientation

Training Team - Demo Module  
CED\_Demo

QUEEN'S UNIVERSITY BELFAST

To-do

- Essay  
DEVELOP: Training Module  
100 points |  
9 Aug at 23:59 |
- Canvas Training - location change  
DEVELOP: Training Module  
13 Aug at 11:23 |
- Week 1 lecture slides uploaded  
DEVELOP: Training Module  
13 Aug at 15:22 |

Show all

Recent feedback

Nothing for now

View Grades



# SUPPORT

- What training and support resources are available to me?

# ONLINE COURSE

The **Canvas Student Orientation Course** provides key information to help you get started with Canvas. (Accessed via the Help button in Canvas.)

Familiarise yourself with the Key Topics in the online course before you begin to use Canvas. Information on the Student App is also contained in the course.





# CANVAS BLOG

The **Queen's DigiHub** contains a dedicated student section, states where to get help with various digital platforms and provides key guidance for students at Queen's. (Accessed via the Help button in Canvas.)

Queen's DigiHub:

<http://go.qub.ac.uk/CanvasForStudents>



# CANVAS COMMUNITY

The Canvas Community website offers you a wide range of comprehensive online student guides and resources! (Accessed via the Help button in Canvas.)

Search the Student Canvas Guides to find answers to common questions.

✓ <http://go.qub.ac.uk/CanvasCommunity>

## CANVAS GUIDES



INSTRUCTOR GUIDE



STUDENT GUIDE



ADMIN GUIDE



OBSERVER GUIDE



VIDEO GUIDE

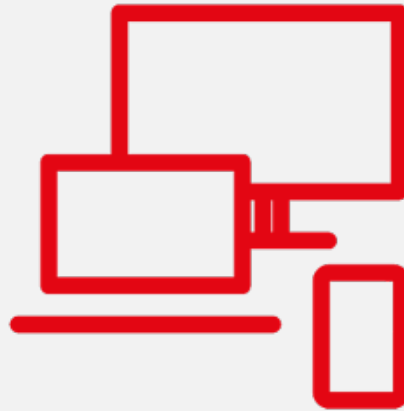
# HELP

- How can I get help if I need it?



## **24X7X365**

You can access Canvas Tier 1 support any time of the day or night, any day of the year.



## **TECHNICAL SUPPORT**

The Team provide technical support to resolve any issues you may experience



## **JUST IN TIME TRAINING**

They also provide guidance and advice on how Canvas can be used

# ACCESSING SUPPORT



**PHONE**




**LIVE CHAT**



**ONLINE**





## Help ✕

- [Canvas Online Course \(Students\)](#)  
Student Orientation Course
- [Digital Learning @ Queen's Blog](#)  
Key Guidance, FAQs, Training and Support info
- [Canvas Community](#)  
Find answers, share ideas and join groups!
- [Submit a Support Ticket](#)  
Canvas Support available 24/7
- [Live Chat with Canvas Support \(Students\)](#)  
Live Chat available 24/7
- [Phone Canvas Support \(Students\)](#)  
+44-(0)-80-0060-8548 available 24/7
- [Ask your instructors a question](#)  
Questions are submitted to your instructors
- [Accessibility Statement for Canvas](#)  
Explains how Canvas fulfils key accessibility guidelines

# ACCESSING SUPPORT EMAIL



EMAIL: [support@instructure.com](mailto:support@instructure.com)

Outside of the Help menu in Canvas, you can contact Canvas Support via your Queen's Email address.