





## Canvas Group Storage: 50MB

Item	 Counts against 50 MB of storage	 Not counted against 50 MB of storage
<p><b>FILES</b></p> 	<ul style="list-style-type: none"> <li><b>Files</b> uploaded into the <a href="#">Group Files</a> area (e.g. images, documents, videos etc.)</li> </ul> <p><b>Note:</b> If students are allowed to create discussions, any files attached to student-created discussions count against group quotas.</p>	<ul style="list-style-type: none"> <li><b>Graded Assignment Submissions</b> in groups or attachments added to <b>graded discussion replies</b> in groups. Max upload size per file for assignments with submission type 'online/file uploads' is 5GB*. Note alternative submission options such as URL upload are available.</li> </ul> <p><b>Note:</b> In Groups, Graded Assignment submissions or attachments added to graded discussion replies are also copied in to the group and user file areas but are not counted against the group or user storage quota. All published group files can be viewed by all group members.</p> <p>*Uploads larger than 500MB for submission files are not recommended as some networks may time out during upload.</p>
<p><b>GENERAL COURSE CONTENT</b></p> 	<ul style="list-style-type: none"> <li><b>Activities</b> built in Groups (such as Pages, discussions, announcements etc.).</li> </ul>	<ul style="list-style-type: none"> <li>As above.</li> </ul>

- **Canvas Guide:** [What are files?](#)
- **Canvas Guide:** [How do I use Files as an instructor?](#)
- **Canvas Guide:** [How do I view group files \(or check the group quota\) as an instructor?](#)