






## Canvas Course Storage: 750MB

Item	 Counts against 750 MB of storage	 Not counted against 750 MB of storage
<p><b>FILES</b></p> 	<ul style="list-style-type: none"> <li>• <b>Files</b> uploaded into the <a href="#">Course Files</a> area (e.g. images, documents, videos etc.)</li> <li>• <b>Discussions:</b> Attachments added to discussions.</li> <li>• <b>Note:</b> If students are allowed to create discussions, any files attached to student-created discussions will also count against course quotas.</li> </ul>	<ul style="list-style-type: none"> <li>• <b>Copied Files</b> - If you copy files from one course to another course via course import, the storage quota for the new course will not be affected.</li> <li>• <b>Graded Assignment Submissions</b> or attachments added to <b>discussion replies</b>. Max upload size per file for assignments with submission type 'online/file uploads' is 5GB*. Alternative submission options such as URL upload are available.</li> <li>• <b>Graded submissions through the Canvas Turnitin integration.</b> Max upload size per file is 100MB and a max page count of 800.</li> </ul> <p>*Uploads larger than 500MB for submission files are not recommended as some networks may timeout during upload.</p>
<p><b>VIDEOS</b></p> 	<ul style="list-style-type: none"> <li>• <b>Video files</b> uploaded into the <a href="#">Course Files</a> area, as above.</li> </ul>	<ul style="list-style-type: none"> <li>• <b>Videos</b> uploaded or recorded (e.g. with webcam) using the <a href="#">'Upload/record media'</a> tool in Canvas. This includes the following areas: Assignments, Conversations, Rich Content Editor and Speedgrader. Max upload size per video is 500MB.</li> </ul> <p><b>Microsoft Stream and Mediasite</b> are recommended to host large media and audio files in Canvas courses. Please see <a href="#">this blog post</a> and the <a href="#">Connected Learning at Queen's course</a> for further information.</p>
<p><b>GENERAL COURSE CONTENT</b></p> 	<ul style="list-style-type: none"> <li>• <b>Activities</b> built in the course such as pages, discussions, assignments, quizzes etc.</li> </ul>	<ul style="list-style-type: none"> <li>• As above.</li> </ul>

- **Canvas Guide:** [What are files?](#)
- **Canvas Guide:** [How do I use Files as an instructor?](#)
- **Canvas Guide:** [How do I view course files \(or check the course quota\) as an instructor?](#)
- **Canvas Guide:** [Record a video using the Rich Content Editor \(an example of the record/upload media tool\)](#)

- **More information:** If you require additional storage for your Canvas Course please submit a support ticket via the [Help menu](#) in Canvas. We would recommend to host large media and audio files in your Canvas module through [Microsoft Stream or Mediasite](#).